


# MODEL V6A - PMB

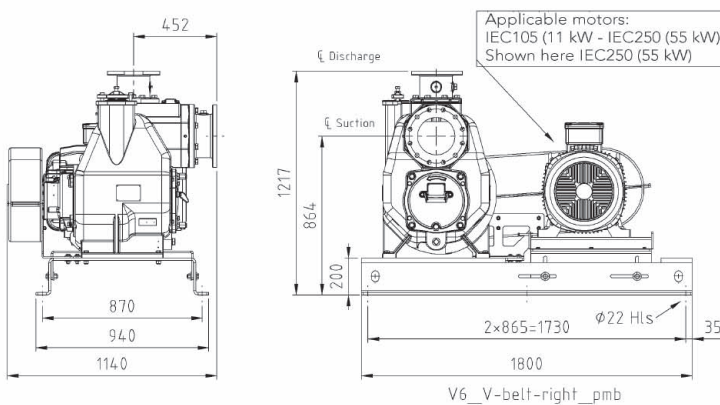
## HORIZONTAL BELT DRIVE (MOTOR RIGHT)



### PUMP SPECIFICATIONS

- Size:** 200 mm x 150 mm DIN 2527 (PN16) Flanged.
- Pump Casing:** Gray Iron 30. Maximum Operating Pressure 8,89 Bar.\*
- Semi-Open Type, Two Vane Impeller:** Ductile Iron 65-45-12. Handles 76,2 mm Diameter Spherical Solids.
- Impeller Shaft:** Alloy Steel 4150.
- Self-Cleaning Replaceable Wear Plate:** Carbon Steel 1015.
- Shimless Adjustable Cover Plate:** Gray Iron 30.
- Externally Removable Flap Valve:** Neoprene w/ Nylon and Steel Reinforcing.
- Suction Flange/Flap Valve Seat:** Gray Iron 30.
- Bearing Housing:** Gray Iron 30.
- Seal Plate:** Gray Iron 30.
- Shaft Sleeve:** Alloy Steel 4130.
- Seal:** Cartridge Type, Mechanical, Oil-Lubricated, Double Floating, Self-Aligning. Silicon Carbide Rotating and Stationary Faces. Stainless Steel 316 Stationary Seat. Fluorocarbon Elastomers (DuPont Viton® or Equivalent). Stainless Steel 18-8 Cage and Spring. Maximum Temperature of Liquid Pumped, 71°C.\*
- Radial Bearing:** Open Single Row Ball.
- Thrust Bearing:** Open Double Row Ball.
- Bearing and Seal Cavity Lubrication:** SAE 30 Non-Detergent Oil.
- Gaskets:** Buna-N, Compressed Synthetic Fibers, Vegetable Fiber, PTFE, Cork, and Rubber.
- O-Rings:** Buna-N.
- Hardware:** Standard Plated Steel. Brass Pressure Relief Valve. Bearing and Seal Cavity Oil Level Sight Gauges.
- Flange kit:** 8" x 6" Metric suct/discharge spoolkit 48213-117

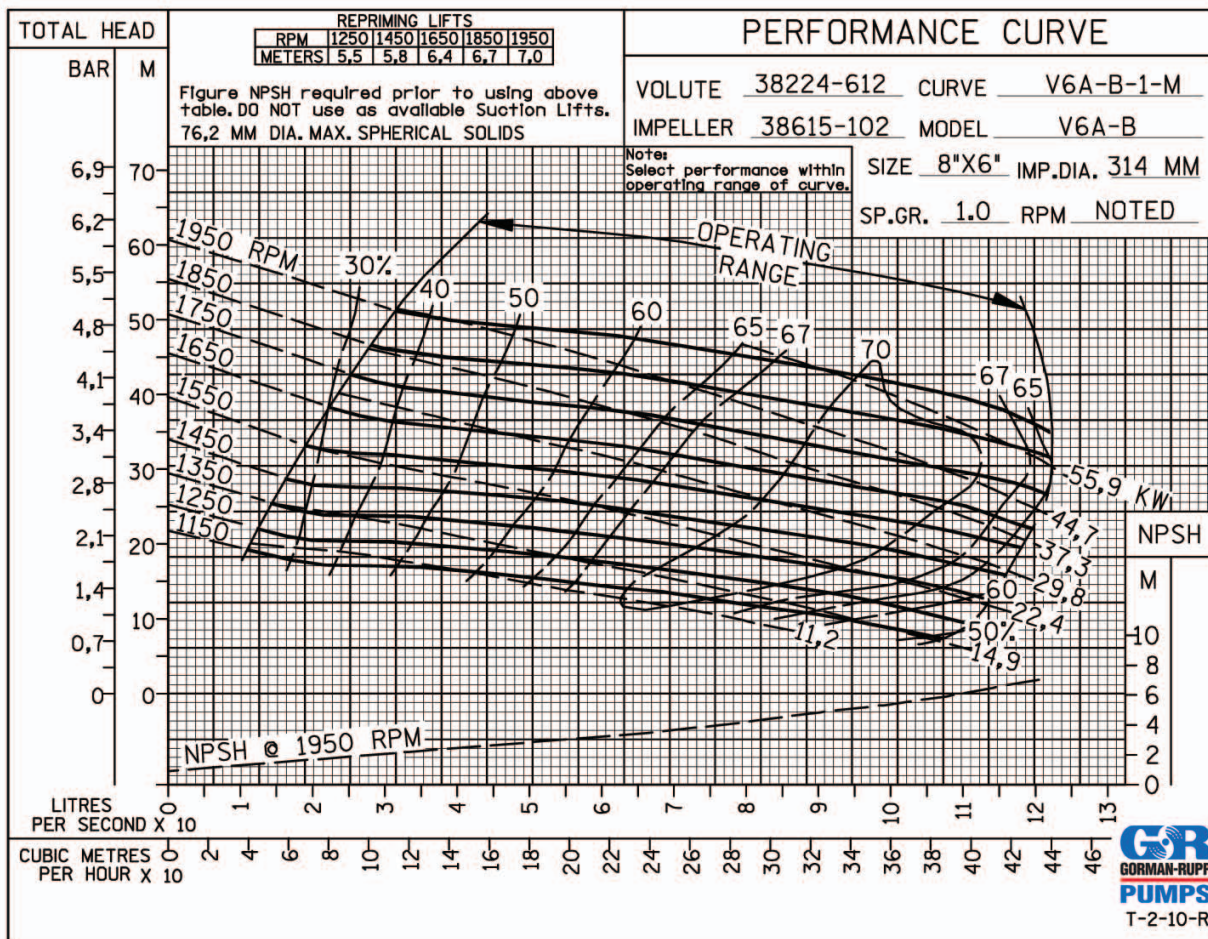
### MODEL V6A - PMB



**Optional Equipment:** CD4MCu Stainless Steel/G-R Hard Iron Impeller and Wear Plate. Pump Drain Kit, High Pump Temperature Shutdown Kit, 240V Casing Heater, Suction and Discharge Gauge Kit, Discharge Check Valve, Automatic Air Release Valve.

\* Consult Gorman-Rupp Europe for applications exceeding maximum pressure and/or temperature indicated.

\*\* Refer to The Gorman-Rupp Specification sheet for details on the available pumps. Premium materials subject to a price adder.



## MOTOR DIMENSIONS

W22 - PREMIUM EFFICIENCY			
pole	IV	1500rpm	50Hz
voltage	380V	400V	415V
output (kw)	dimensions w x l x h (mm)	weight (kg)	frame
55	486 x 965 x 655	507	250S/M
45	455 x 886 x 609	420	225S/M
37	455 x 886 x 609	392	225S/M
30	402 x 767 x 517	243	200L
22	360 x 702 x 540	198	180L
15	329 x 642 x 424	145	160L
11	329 x 598 x 424	109	160M

## MOTOR SPECIFICATIONS

### Standard Features

- Three-phase, multivoltage, IP55, TEFC;
- Premium efficiency - complying with IE3 efficiency levels according to IEC60034-30;
- Number of Poles: 4\*
- Mounting: B3T;
- Voltage: 220-240/380-415V / 380-415/660V;
- Class "F" insulation ( $\Delta T=80K$ );
- Continuous duty: S1;
- Design N;
- WISE® (WEG Insulation System Evolution) insulation system - Suitable for inverter duty applications\*;
- Ambient temperature: 40°C, at 1000 m.a.s.l.;

- Squirrel cage rotor / Aluminium die cast;
- V'Ring seal for frames 63 to 200L and for frames 225S/M to 355A/B;
- Stainless steel nameplate AISI 316;
- Metric threaded cable entries on the terminal box;
- Color: RAL 6002 - Green.

\*For additional details about Inverter operation, please contact our technical support.

\*Special Insulation for voltage above 575V

### Optional Available

- Degree of Protection: IP56, IP65, IP66, IPW56, IPW65 or IPW66

## UPDATED PMB FRAME

Steel: S235JRG2, powder coated finish.  
Zinc plated hardware + nuts.

